



Account Activation

Receive an email from service@carear.com and click on the activation link



Download

Download CareAR from the app store

[Get it from Apple App Store](#)

[Get it from Google Play](#)

[Get it from Microsoft](#)



Login

Open the CareAR app and enter your login and password.

If you have not yet received your account information, please email: service@carear.com or contact the admin from your organization.



Start Session

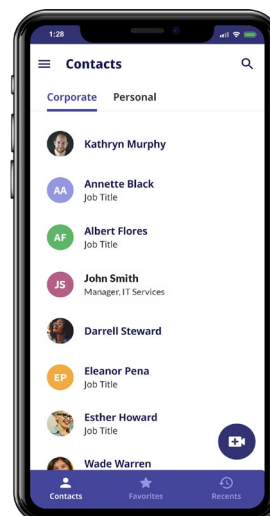
To host a session:

Tap a team mate's contact info.

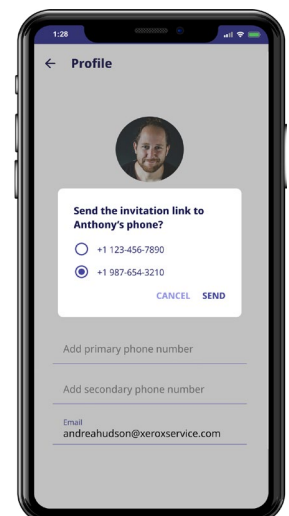
OR

Tap the camera icon button to invite a guest.

1



2






See

To show your environment, have your guest tap the video icon.



Solve

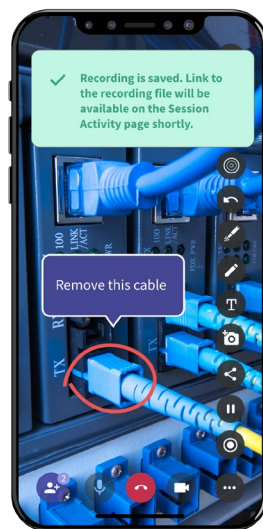
Annotate with the tools on the right side of your screen to help SOLVE the issue with your equipment.

Use the camera icon  to take a screenshot of the video and annotate on the image.



Save

Save your work and share content with teams.



CareAR Assist Features At A Glance



- ← Flashlight
- ← Zoom
- ← Arrow for pointing
- ← Bullseye
- ← Undo
- ← Laser pointer
- ← Drawing of colors and lines
- ← Text tool
- ← Screenshot video
- ← Share
- ← Pause video
- ← Record video
- ← Collapse menu

- ↑ Participants in call
- ↑ Audio mute
- ↑ End call
- ↑ Enable camera