



Account Activation

Receive an email from service@carear.com and click on the activation link



Download

Download CareAR from the app store

[Get it from Apple App Store](#)

[Get it from Google Play](#)


[Get it from Microsoft](#)

[Download for macOS](#)




Login

Open the CareAR app and enter your email and password to sign in



or



Need to view this guide in a different language?

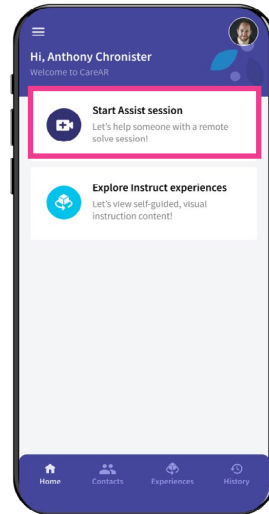
Scan the QR code for translations



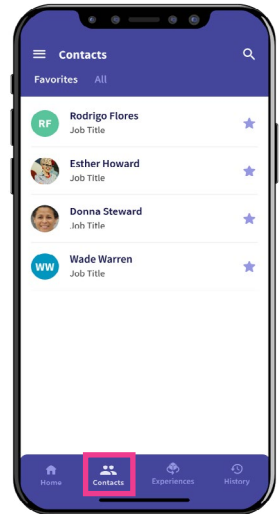


CareAR[®] Assist Start Session

Click “Start Assist Session” and invite a guest or click “Contacts” from the bottom menu to invite another user to a session.



or



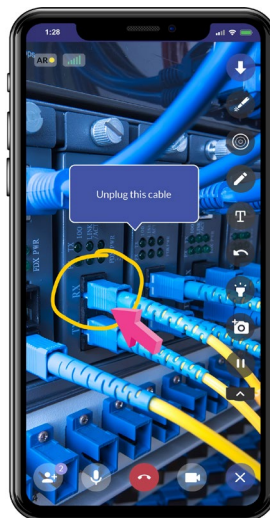
See

To see their environment, have the guest tap the video icon



Solve

Annotate with the tools to help SOLVE the issue with your equipment.



Save

Save your work and share content with teams.

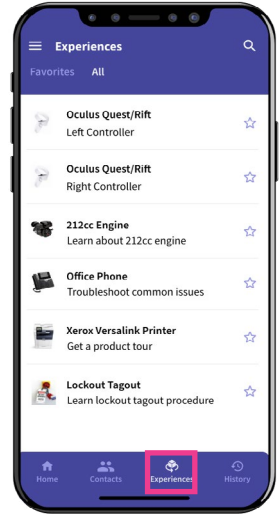
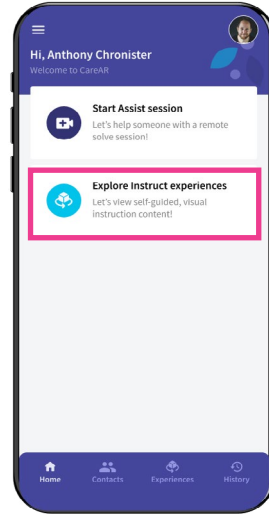




CareAR® Instruct Start Session

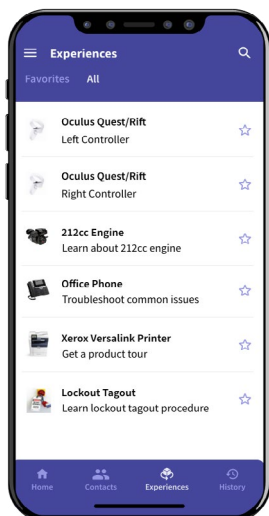
To view step by step instructional content within your account, select “Explore Instruct experiences”.

Use the History tab in the bottom menu to see recently launched Instruct Experiences.



Launch

Click on an Experience in the list to launch



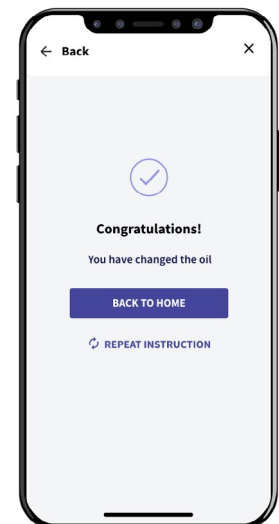
Follow Guidance

Follow step-by-step instructions with 3D digital twin guidance.



Resolve

Capture screen shots and save session to work order.



CareAR Assist Features At A Glance



- ← Flashlight
- ← Zoom tool
- ← Arrow for pointing*
- ← Bullseye*
- ← Undo
- ← Laser pointer
- ← Pen tool*
- ← Text tool
- ← Screenshot video
- ← Share
- ← Pause video
- ← Record video
- ← Collapse menu

- ↑ Participants in call
- ↑ Audio mute
- ↑ End call
- ↑ Enable camera

* Long press for additional tool options